


Dong-Ah Geological Engineering Co., Ltd.

2018 4Q

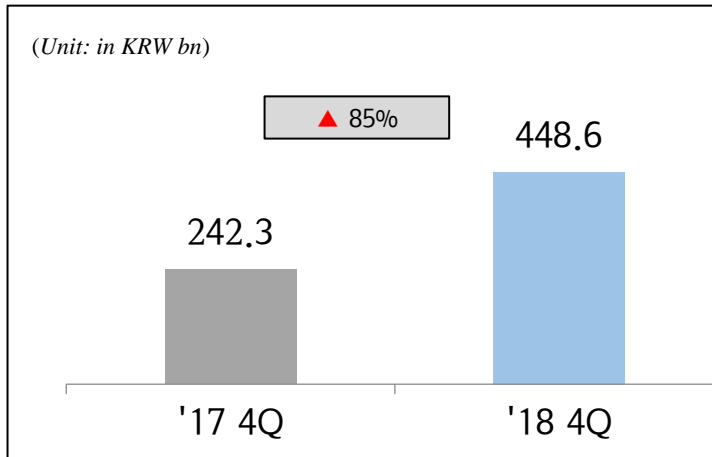




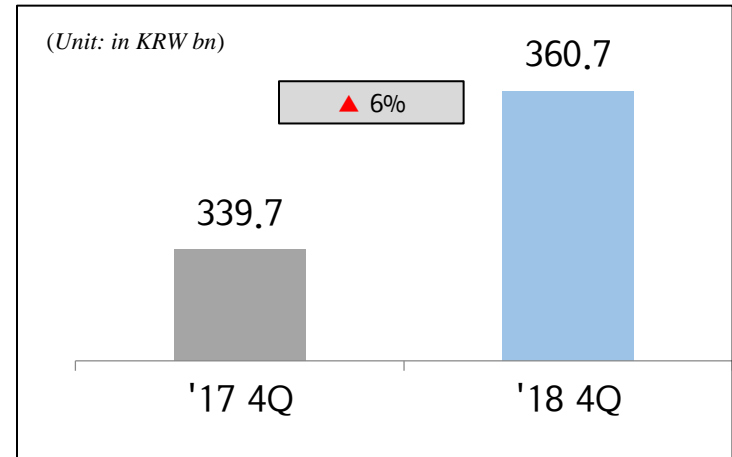
Contents

- 1 **2018 4Q RESULTS**
- 2 **NEW ORDERS & CONTRACTS BALANCE**
- 3 **FINANCIAL STATEMENTS**

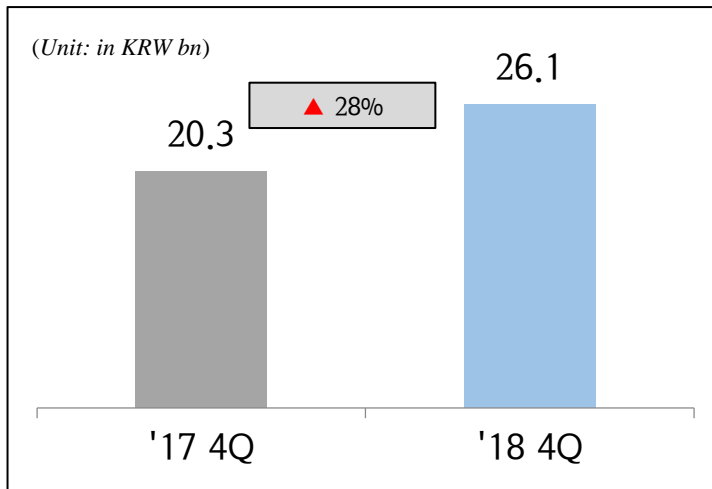
■ NEW ORDERS



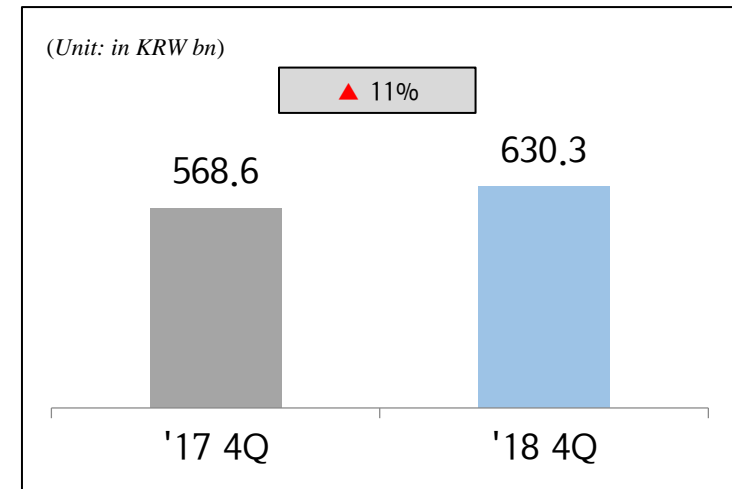
■ SALES



■ OPERATING PROFIT



■ CONTRACTS BALANCE



NEW ORDERS

(Unit: in KRW bn)

DIVISION	2016	2017	2018 4Q
DOMESTIC	263	244	222
OVERSEAS	260	(2)	227
TOTAL	523	242	449

CONTRACTS BALANCE

(Unit: in KRW bn)

DIVISION	2016	2017	2018 4Q
DOMESTIC	301	400	422
OVERSEAS	365	157	208
TOTAL	666	557	630

DIVISION	2016	2017	2018 4Q
TBM	(29)	92	134
Ground Improvement	310	39	253
Others	242	111	62
TOTAL	523	242	449

DIVISION	2016	2017	2018 4Q
TBM	144	156	189
Ground Improvement	258	116	204
Others	264	285	237
TOTAL	666	557	630

(Unit: in KRW bn, except per share)

ACCOUNT	2016	2017	2018 4Q
TOTAL ASSETS	298	257	284
CURRENT ASSETS	208	175	210
NON-CURRENT ASSETS	90	82	74
TOTAL LIABILITIES	149	101	110
CURRENT LIABILITIES	142	99	109
NON-CURRENT LIABILITIES	7	2	1
TOTAL EQUITY	149	156	174
SHARE CAPITAL	5.7	5.7	5.7
DEBT RATIO	100 %	65 %	63 %
SALES	323	340	361
OPERATING PROFIT	12.5	20.3	26.1
NET INCOME	11.4	17.1	18.7
EARNINGS PER SHARE	₩ 1,007	₩ 1,514	₩ 1,658

2020
Go together
Get Tomorrow

<http://www.dage.co.kr>

